



Console

Replacement

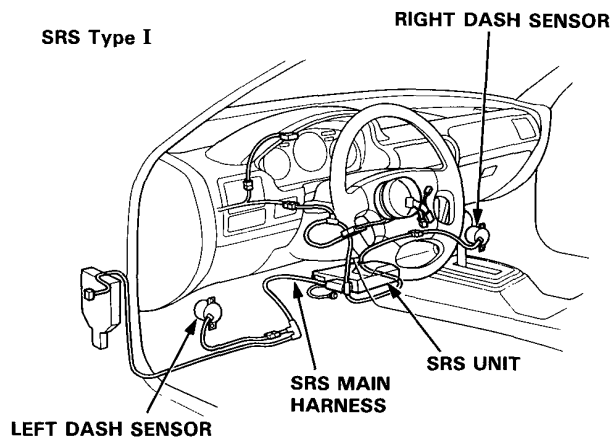
Aero Deck (KG, KE):

SRS harnesses are routed near the console.

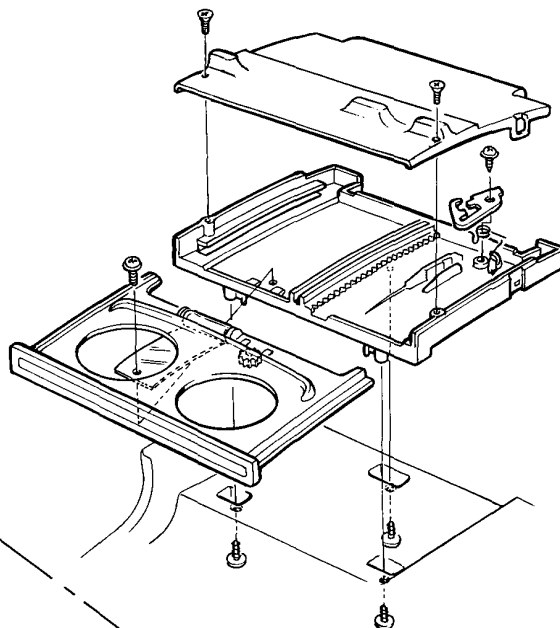
CAUTION:

- All SRS electrical wiring harnesses are covered with yellow outer insulation.
- Replace the entire affected SRS harness assembly if it has an open circuit or damage wiring.
- Before disconnecting the SRS wire harness, install the short connector on the airbag (see page 16-105).

SRS Type I



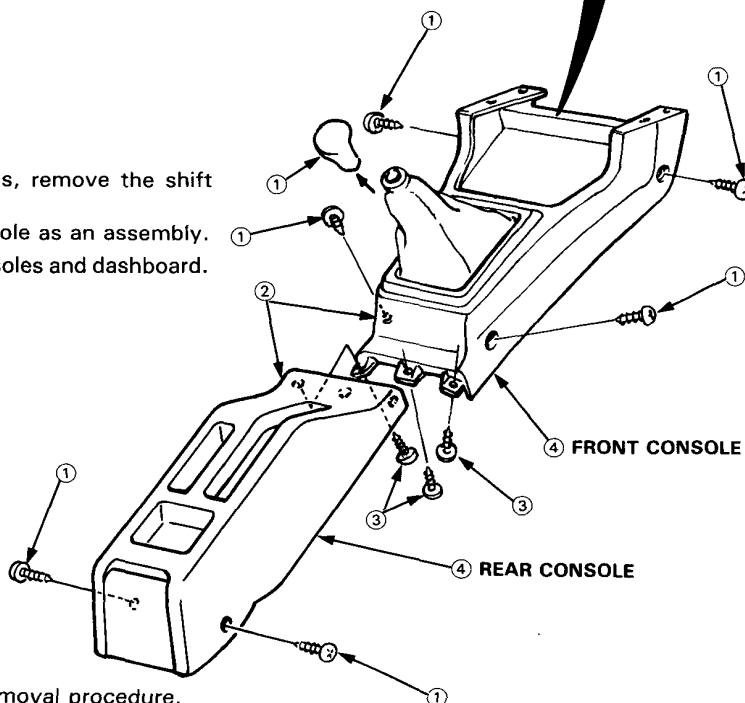
Beverage Holder removal:
(KB other model)



Disassemble in numbered sequence.

NOTE:

- Lift up the parking brake lever.
- For manual transmission models, remove the shift lever knob.
- Remove the front and rear console as an assembly.
- Take care not to scratch the consoles and dashboard.



Installation is the reverse of the removal procedure.